

Scaled data based on original data using  
LM-79-08 Approved Method: Electrical and Photometric Measurements of Solid-  
State Lighting Products

Test Report Prepared for  
Cooper Lighting Solutions  
(formerly Eaton)

Brand: McGRAW-EDISON

Report Number: P227853

Luminaire Tested: **ISS-AF-1000-LED-E1-T4FT-7050**

Issue Date: 3/3/2020

**Test Information**

Test Method: LM-79-08  
Report Number: P227853  
TEST IS SCALED FROM IESNA LM-79-08 TEST DATA (P29760)  
Test Lab: INNOVATION CENTER-P2  
Issue Date: 3/3/2020  
Manufacturer: COOPER LIGHTING SOLUTIONS (FORMERLY EATON)  
Product Line: MCGRAW-EDISON  
Catalog Number: ISS-AF-1000-LED-E1-T4FT-7050  
Description: IMPACT ELITE LED QUATER SPHERE LUMINAIRE  
LIGHT SQUARE WITH ACCULED OPTICS-TYPE IV FORWARD THROW  
Light Source: (16) 5000K CCT, 70 CRI LEDs  
Ballast/Driver: ELECTRONIC DRIVER

**Summary**

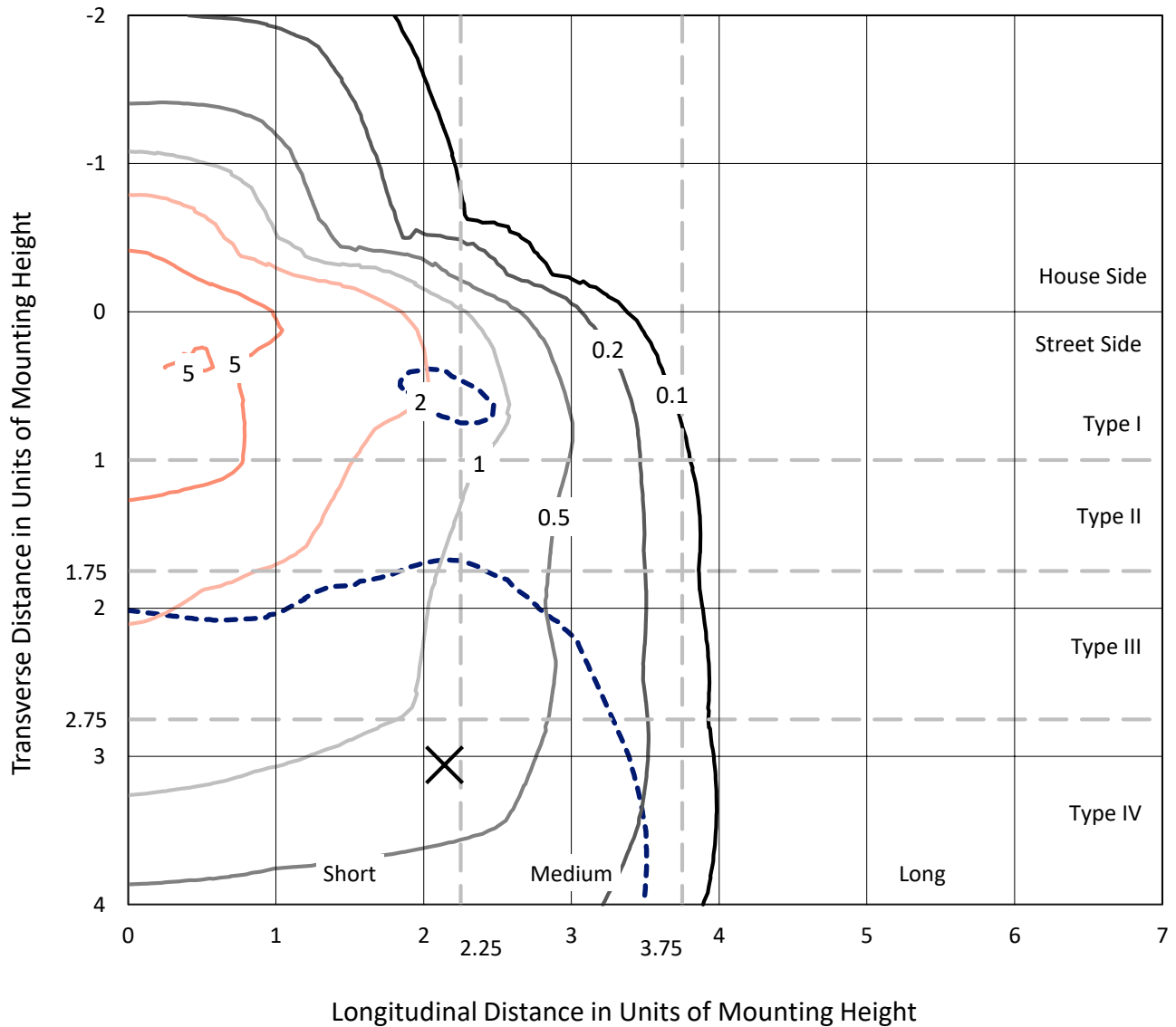
Lumens per Lamp: N/A  
Luminaire Lumens: 5720 lumens  
Efficiency: N/A  
Efficacy: 104.8 lumens/watt  
Luminous Opening: Rectangular (W 0.5' x L: 0.5' x H: 0')  
IES Classification: Type IV - Short - Non-Cutoff  
BUG Rating: B1 - U0 - G2  
  
Input Watts (W): 54.6  
Input Voltage (V): 120  
Input Current (Ain): NR  
Voltage Rise (V): NR  
Power Factor: NR  
Total Harmonic Distortion (THDi): NR  
Frequency (hertz): 60  
Stabilization Time: NR  
Operation Time: NR  
Ambient Temperature (°C): NR  
Test Distance: 25 FT



REPORT NUMBER: P227853  
 CATALOG NUMBER: ISS-AF-1000-LED-E1-T4FT-7050

### Iso-Footcandle Lines of Horizontal Illumination

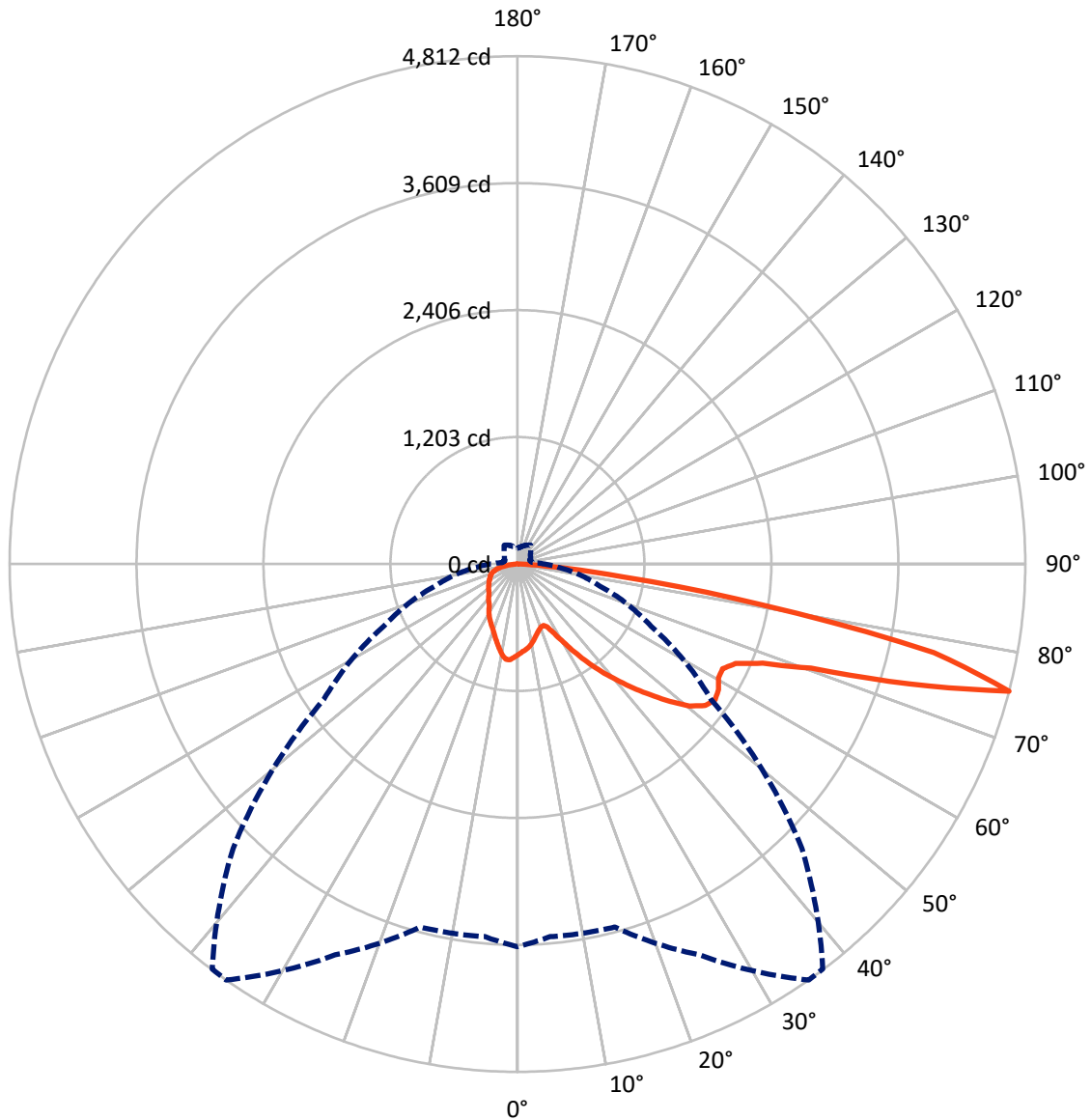
× Max cd  
 - - - 1/2 Max cd



Based on 10 foot mounting height. Maximum calculated value = 8.8 fc  
 Type IV - Short - Non-Cutoff

REPORT NUMBER: P227853  
CATALOG NUMBER: ISS-AF-1000-LED-E1-T4FT-7050

### Luminous Intensity Polar Plot



— Vertical Plane Through 35-Deg Lateral      - - - Horizontal Cone Through 75-Deg Vertical

REPORT NUMBER: P227853

CATALOG NUMBER: ISS-AF-1000-LED-E1-T4FT-7050

**FLUX DISTRIBUTION:**

		Downward	Upward	Total
<b>House Side</b>	Lumens	1148.0	0.0	1148.0
	% Fixture	20.1	0.0	20.1
<b>Street Side</b>	Lumens	4572.0	0.0	4572.0
	% Fixture	79.9	0.0	79.9
<b>Total</b>	Lumens	5720.0	0.0	5720.0
	% Fixture	100.0	0.0	100.0

**Coefficient of Utilization**

**ZONAL LUMENS:**

Zone	Lumens	% Fixture
0°-10°	80.6	1.4
10°-20°	212.9	3.7
20°-30°	336.8	5.9
30°-40°	543.5	9.5
40°-50°	804.2	14.1
50°-60°	1034.0	18.1
60°-70°	1280.2	22.4
70°-80°	1290.1	22.6
80°-90°	137.7	2.4
90°-100°	0.0	0.0
100°-110°	0.0	0.0
110°-120°	0.0	0.0
120°-130°	0.0	0.0
130°-140°	0.0	0.0
140°-150°	0.0	0.0
150°-160°	0.0	0.0
160°-170°	0.0	0.0
170°-180°	0.0	0.0
0°-90°	5720.0	100.0
0°-180°	5720.0	100.0



REPORT NUMBER: P227853

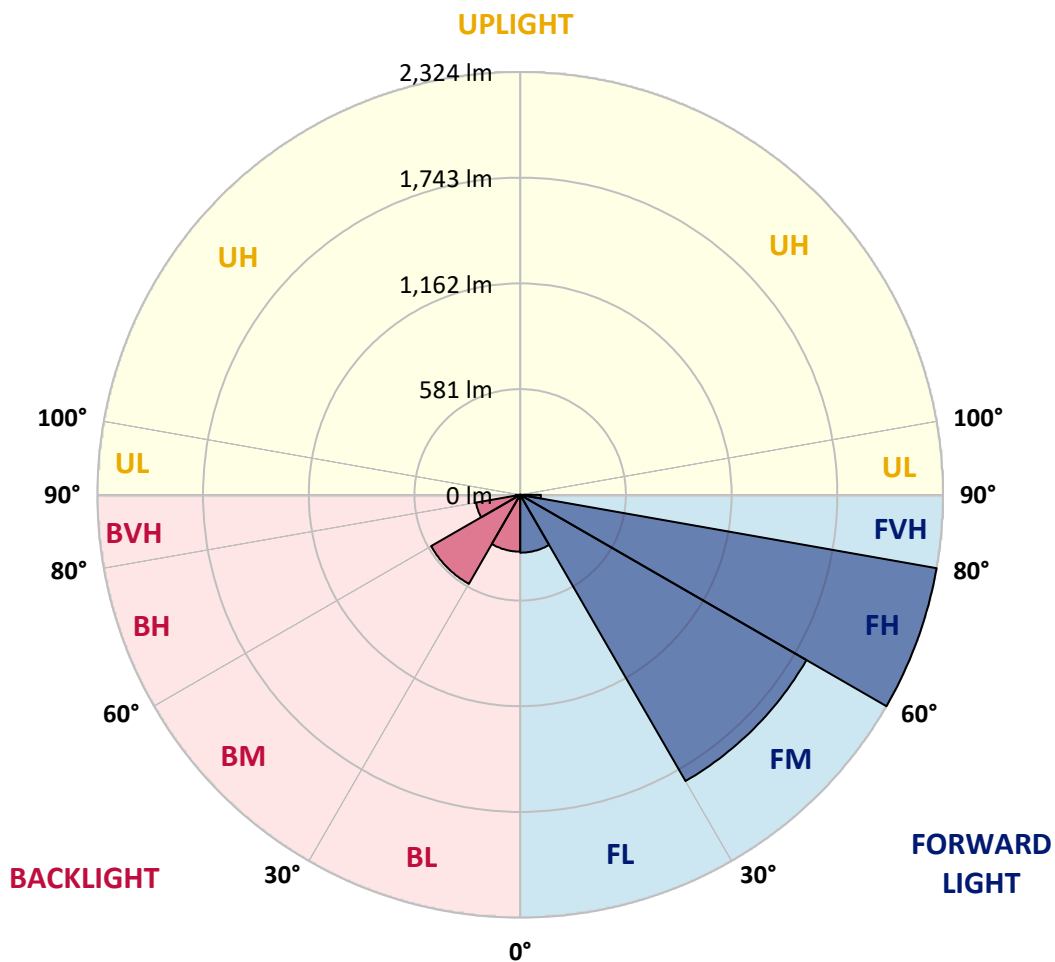
CATALOG NUMBER: ISS-AF-1000-LED-E1-T4FT-7050

**LUMINAIRE CLASSIFICATION SYSTEM LUMEN TABLE AND BUG RATING:**

Zone		Lumens	% Fixture	Zone Rating/Lumen Limit		
				B	U	G
FL	(0°-30°)	318.1	5.6			
FM	(30°-60°)	1816.3	31.8			
FH	(60°-80°)	2323.7	40.6			G2/5000
FVH	(80°-90°)	113.9	2.0			G2/225
BL	(0°-30°)	312.2	5.5	B1/500		
BM	(30°-60°)	565.3	9.9	B1/1000		
BH	(60°-80°)	246.6	4.3	B1/500		G1/500
BVH	(80°-90°)	23.8	0.4			G1/100
UL	(90°-100°)	0.0	0.0		U0/0	
UH	(100°-180°)	0.0	0.0		U0/0	

**BUG Rating: B1-U0-G2**

Type IV Short





REPORT NUMBER: P227853

CATALOG NUMBER: ISS-AF-1000-LED-E1-T4FT-7050

**CANDELA DISTRIBUTION (FULL):**

	0°	5°	15°	25°	35°	37°	45°	55°	65°	75°	85°
0°	859.3	859.3	859.3	859.3	859.3	859.3	859.3	859.3	859.3	859.3	859.3
2.5°	834.5	832.6	830.6	830.6	834.5	834.5	836.4	838.3	840.2	845.9	853.6
5°	811.6	809.6	807.7	809.6	815.4	815.4	821.1	824.9	828.7	838.3	847.8
7.5°	781.0	781.0	779.1	786.7	792.5	790.5	798.2	802.0	811.6	821.1	836.4
10°	740.9	740.9	740.9	750.4	760.0	760.0	765.7	775.3	782.9	796.3	815.4
12.5°	706.5	704.6	704.6	712.3	723.7	725.6	735.2	748.5	758.1	775.3	796.3
15°	695.1	691.2	681.7	681.7	687.4	687.4	702.7	721.8	737.1	754.3	779.1
17.5°	697.0	691.2	666.4	658.8	658.8	660.7	676.0	697.0	716.1	737.1	769.5
20°	714.2	704.6	658.8	641.6	637.8	639.7	653.1	674.1	697.0	725.6	761.9
22.5°	788.6	773.4	687.4	649.2	632.1	632.1	639.7	662.6	691.2	729.4	775.3
25°	960.5	935.7	782.9	714.2	662.6	656.9	643.5	666.4	700.8	746.6	813.5
27.5°	1136.2	1111.3	901.3	826.8	746.6	729.4	679.8	685.5	723.7	784.8	870.7
30°	1283.2	1262.2	1050.2	964.3	857.4	838.3	761.9	725.6	763.8	838.3	956.7
32.5°	1294.7	1285.1	1210.6	1122.8	993.0	966.2	865.0	807.7	826.8	910.8	1050.2
35°	1401.6	1394.0	1353.9	1269.8	1140.0	1109.4	1002.5	914.7	908.9	991.0	1157.2
37.5°	1506.6	1497.1	1470.3	1413.1	1292.8	1267.9	1183.9	1042.6	1002.5	1084.6	1262.2
40°	1605.9	1592.5	1558.2	1525.7	1437.9	1437.9	1348.1	1164.8	1092.3	1166.7	1350.0
42.5°	1789.2	1747.2	1655.6	1630.7	1605.9	1605.9	1474.2	1248.8	1164.8	1256.5	1434.1
45°	1964.9	1924.8	1800.7	1751.0	1764.4	1756.8	1575.4	1296.6	1229.7	1340.5	1514.3
47.5°	2104.3	2068.0	1942.0	1907.6	1945.8	1915.3	1659.4	1334.8	1311.8	1430.2	1581.1
50°	2228.4	2142.5	2020.3	2066.1	2113.8	2062.3	1733.9	1392.0	1394.0	1525.7	1678.5
52.5°	2058.5	2048.9	2075.7	2182.6	2228.4	2171.1	1800.7	1464.6	1481.8	1647.9	1789.2
55°	1854.2	1852.2	2008.8	2217.0	2272.3	2218.9	1844.6	1552.4	1573.5	1798.8	1928.6
57.5°	1814.1	1795.0	1901.9	2144.4	2245.6	2207.4	1867.5	1634.6	1661.3	1989.7	2066.1
60°	1943.9	1907.6	1890.4	2066.1	2188.3	2169.2	1896.2	1731.9	1768.2	2207.4	2194.0
62.5°	2226.5	2176.9	2054.7	2071.8	2182.6	2167.3	1964.9	1846.5	1888.5	2425.1	2266.6
65°	2600.8	2564.5	2369.7	2230.3	2272.3	2251.3	2089.0	1991.6	2014.6	2581.7	2184.5
67.5°	3011.3	2961.7	2749.7	2558.8	2505.3	2465.2	2285.7	2163.5	2081.4	2558.8	1964.9
70°	3475.3	3421.9	3238.6	3041.9	2950.2	2906.3	2629.4	2312.4	2056.6	2306.7	1550.5
72.5°	4046.3	3973.7	3872.5	3893.5	3878.3	3756.0	3177.5	2362.1	1875.2	1716.7	926.1
75°	3626.2	3544.1	3561.3	4086.4	4812.0	4806.3	3811.4	2239.9	1397.8	809.6	401.0
77.5°	1300.4	1437.9	2121.5	3061.0	4034.8	4029.1	2950.2	1401.6	599.6	345.6	242.5
80°	326.5	332.3	527.0	1256.5	2356.4	2337.3	1672.7	528.9	250.1	210.0	166.1
82.5°	105.0	112.7	192.9	433.5	1008.2	985.3	519.4	173.8	156.6	135.6	101.2
85°	34.4	34.4	68.7	148.9	332.3	318.9	105.0	63.0	85.9	70.7	45.8
87.5°	0.0	0.0	1.9	3.8	7.6	3.8	0.0	3.8	11.5	13.4	9.5
90°	0.0	0.0	0.0	0.0	0.0	0.0	0.0	0.0	0.0	0.0	0.0



REPORT NUMBER: P227853

CATALOG NUMBER: ISS-AF-1000-LED-E1-T4FT-7050

**CANDELA DISTRIBUTION (continued):**

	90°	95°	105°	115°	125°	135°	145°	155°	165°	175°	180°
0°	859.3	859.3	859.3	859.3	859.3	859.3	859.3	859.3	859.3	859.3	859.3
2.5°	859.3	857.4	865.0	870.7	872.7	878.4	884.1	887.9	886.0	884.1	884.1
5°	857.4	859.3	872.7	884.1	893.7	903.2	910.8	914.7	912.8	912.8	912.8
7.5°	845.9	853.6	868.8	887.9	901.3	907.0	908.9	903.2	899.4	893.7	893.7
10°	826.8	838.3	863.1	884.1	889.8	882.2	870.7	859.3	844.0	834.5	834.5
12.5°	811.6	824.9	855.5	872.7	865.0	845.9	821.1	802.0	786.7	775.3	773.4
15°	798.2	815.4	847.8	851.7	834.5	802.0	769.5	748.5	731.3	723.7	723.7
17.5°	788.6	811.6	840.2	828.7	794.4	752.4	721.8	704.6	691.2	683.6	681.7
20°	790.5	819.2	832.6	800.1	750.4	706.5	677.9	668.3	658.8	655.0	655.0
22.5°	811.6	838.3	830.6	775.3	710.3	660.7	641.6	639.7	635.9	632.1	630.1
25°	857.4	876.5	836.4	750.4	668.3	618.7	609.1	614.9	613.0	609.1	609.1
27.5°	920.4	924.2	845.9	725.6	622.5	578.6	578.6	588.1	584.3	578.6	582.4
30°	996.8	975.8	849.7	685.5	569.0	540.4	546.1	551.9	548.0	540.4	540.4
32.5°	1078.9	1029.2	849.7	634.0	517.5	506.0	507.9	509.8	502.2	492.7	492.7
35°	1159.1	1080.8	840.2	572.9	477.4	471.7	469.7	477.4	471.7	458.3	458.3
37.5°	1235.5	1120.9	815.4	509.8	446.8	444.9	450.6	446.8	439.2	420.1	416.3
40°	1288.9	1147.6	765.7	458.3	422.0	433.5	429.6	408.6	397.2	383.8	383.8
42.5°	1336.7	1161.0	704.6	418.2	404.8	420.1	404.8	378.1	362.8	360.9	362.8
45°	1380.6	1172.5	645.4	385.7	383.8	404.8	385.7	357.1	339.9	339.9	341.8
47.5°	1422.6	1183.9	586.2	355.2	359.0	381.9	370.4	341.8	324.6	313.2	313.2
50°	1489.4	1210.6	500.3	322.7	330.3	362.8	359.0	326.5	307.4	290.2	286.4
52.5°	1569.6	1256.5	406.7	288.3	309.3	345.6	345.6	313.2	292.2	269.2	265.4
55°	1676.6	1306.1	326.5	263.5	288.3	326.5	332.3	307.4	276.9	255.9	252.1
57.5°	1783.5	1323.3	263.5	238.7	261.6	307.4	322.7	296.0	259.7	244.4	242.5
60°	1858.0	1267.9	221.5	217.7	242.5	284.5	309.3	282.6	248.2	233.0	233.0
62.5°	1846.5	1099.9	198.6	204.3	227.2	267.3	297.9	271.2	240.6	231.1	229.1
65°	1684.2	830.6	179.5	192.9	213.9	250.1	286.4	265.4	236.8	227.2	223.4
67.5°	1418.8	551.9	166.1	181.4	200.5	236.8	276.9	257.8	225.3	219.6	215.8
70°	1027.3	322.7	152.8	169.9	187.1	221.5	263.5	242.5	212.0	208.1	198.6
72.5°	555.7	202.4	137.5	154.7	169.9	202.4	242.5	223.4	194.8	179.5	173.8
75°	254.0	147.0	122.2	137.5	148.9	177.6	217.7	196.7	173.8	154.7	150.9
77.5°	169.9	110.8	103.1	118.4	124.1	148.9	192.9	156.6	135.6	122.2	118.4
80°	116.5	82.1	84.0	97.4	95.5	118.4	145.1	126.0	106.9	110.8	101.2
82.5°	74.5	57.3	64.9	68.7	66.8	89.7	112.7	95.5	80.2	66.8	57.3
85°	32.5	30.6	38.2	40.1	40.1	49.6	59.2	47.7	36.3	26.7	26.7
87.5°	1.9	3.8	3.8	5.7	3.8	1.9	0.0	0.0	0.0	0.0	0.0
90°	0.0	0.0	0.0	0.0	0.0	0.0	0.0	0.0	0.0	0.0	0.0

(END OF REPORT)